

Careers in World Languages



*Supporting the American Council on the Teaching
of Foreign Language's initiative,
LeadwithLanguages.org.*

Table of Contents

- Top 10 reasons to learn languages (from LWL)
- Benefits of being bilingual in the workplace
- Types of jobs to get
- Terms to know
- Translation process
- Steps to fluency

Top 10 reasons to learn languages



1. Increase your ability to connect with others.
2. Advance your career.
3. Feed your brain.
4. Deepen your connection to other cultures.
5. See the world.
6. Read the written word in its source language.
7. Become a polyglot.
8. Boost your confidence.
9. Strengthen your decision-making skills.
10. Gain perspective.

Benefits of being bilingual in the workplace

- You can think out of the box.
- You can consider and appreciate other people's perspectives better when you understand their culture.
- You can make better connections with clients as they see how much you understand and respect their differences.
- You are more competitive when you apply for a job.
- You can help more clients for your employer.

What types of jobs can I get?

INTERPRETING AND TRANSLATING

Agencies often looking for bilingual workers

Google

NATO

Yahoo

CIA

Apple

State Department

Amazon

FBI

United Nations

U.S. Military

Have you heard of them? We thought so!

Places looking for bilingual workers

Education: schools, district liaison centers

Legal: courts, law offices, emergency dispatch

Medical: hospitals, doctors' offices, call centers

More fields and places

Scientific: case studies, medical studies, encyclopedia entries

Technical: how-to manuals, websites, machine specifications

Localization: websites, apps, video games, subtitling, voice-over

Can you think of more?



In ANY field, you can increase the amount of clientele and increase your competitiveness by knowing more languages.

Types of jobs needing bilingual workers

- Teacher (the best!)
- Translator
- Financial Advisor
- Investment Banker
- Accountant
- Sales Clerk
- Police Officer
- Flight Attendant



More jobs needing bilingual workers

- Customer Service
- Social Worker
- Guidance Counselor
- Resort Manager
- Registered Nurse
- Paramedic
- Concierge
- Diplomat

*Have you seen someone speaking a language other than English at their job?
What did they do?*

Types of translation-specific jobs

Media Analyst

Sight Translator

Medical Document
Translator

Legal Document
Translator

Scientific Study
Translator

Technical Specification
Translator

Localization
Translator

Transcriptionist

Subtitle Translator

More translation-specific jobs

Literary Translator

Media Relations Officer

Foreign Service Officer

Journalist

Language Instructor for
Government

Public Relations
Specialist

Project Manager for
Translation Agency

Technical Specification
Translator

What other types of translation-related jobs are there?

Types of interpreting

Consecutive: Listen to the speaker as you take notes, wait for a pause, and then interpret.

Simultaneous: Interpret into a mouthpiece as the speaker speaks.

Sight Translation: Reading the source text aloud in your target language.



More types of interpreting

Whisper: Interpret at the level of a whisper, directly into the person's ear. This is specifically for small business or government meetings.

Sight: This is both translation and interpretation. You read aloud a document in your second language, but say it only in your first language.

Interpreting-specific jobs

Consecutive or Community Interpreter in a hospital, doctor's office, social service center, etc.

Simultaneous Interpreters for trade conferences or news broadcasts

Court Interpreter at lawyers' practices, in jail, in prison, and in courtroom

Foreign Service Officer for CIA, FBI, or embassy

Other interpreting jobs


Voice-Over Artist

Sight Translator*

Telephonic Interpreter

Transcriber*

Transcriptionist*



*These professions also involve functions from translation jobs.



You can find these types of translation and interpreting jobs in ANY language!
Do a job search today!

Terms to know



In the translation field, your native language is referred to as your “**Target Language,**” or TL. In world language teaching, the TL is the one you are trying to learn. Odd!



In the translation field, your “Source Language,” also known as SL, is the language that you translate or interpret from. In world language teaching, that is your second or third language that you learned.



“Transcription” is where you listen to what is being said in your second language and write down what you heard into your first.

téleboutique [○] /telebutik/ *nf* phone shop
GB, phone store US

télécabine /telekabin/ *nf* cable car

télécarte /telekart/ *nf* phonecard

téléchargeable /teleʃaʒabl/ *adj* down-
loadable

télécharger /teleʃaʒe/ [13] *vtr* Ordinat to
download

télécinéma /telesinema/ *nm* **1** (appareil)
telecine; **2** (transmission) telecine transmis-
sion

télécom [○] /telekɔm/

A *adj* [réseau, satellite] telecommunications


B **télécoms** *nmpl* telecommunications

télécommande /telekɔmãd/ *nf* remote
control; ~ **radioélectrique** radio control

télécommander /telekɔmãde/ [1] *vtr*

téléme
téléme
metric
téléne
tris/ ▶
téléob
lens
téléol
téléol
téléop
tris/
(enquê
télépa
crédit)
ic pa
télépa
A *adj* te

“Transcribing” is where you not only listen to your second language, but may have to make up cool new words like “download” that do not exist in your first language.



“Interpreting” is where you listen in one language and say what you heard in another.



“Translation” is where you read in your second language and write out a translation in your first. No speaking necessary.



TRANSLATOR



WORLD LANGUAGES



INTERPRETER



DICTIONARIES

A “Language Service Provider” is another name for an agency that provides interpretation, translation, and transcription services.



“Localization” is not only translating a website from your second language into your first. It is so much more! You add colloquial expressions that the target audience understands!

What is the
process for
translation?

The translation
process is broken
down into these
steps:

The Translator translates
into their first language.

1



A “Translator” writes in their first language what they read in the second language. It is not as easy as it looks because many times there is not a word-for-word translation. You have to know what the author *means to say*.

Therefore, teachers and other language professionals know when you use a machine translation like Google Translate!



The Reviewer checks the translation.

2



A “**Reviewer**” double-checks the source text of the translated text and makes sure each translation choice is the correct one. They work closely with the translator and ask them why they picked specific words. For many agencies, one starts in this position.

The Editor revises the
new translation.




An “**Editor**” will revise the final translation in the first language. These people were born to proofread and can spot punctuation and spelling errors in a second!

The Quality Assurance
Manager checks the
translation.



A “Quality Assurance Manager” or specialist looks over the edited translation and makes sure that it has the appropriate format and punctuation, that it meets cultural and client needs, and more!

The Project Manager also looks at it, then sends it to the client if it meets the agency's standards.



A “Project Manager” assigns who does what translation, finds work to translate, negotiates with vendors, supervises the translation process, and otherwise manages a lot of projects simultaneously.

At the end of the process

Sometimes the translator has to fix it several times for the Reviewer, Editor, and Quality Assurance Manager!

This can be costly but is necessary to prevent having to throw out thousands of dollars of product.

Practice makes perfect, right?

Did you know?

- In the European Parliament, there are 24 official languages interpreted.
- That means that there are 552 language combinations.
- Many interpreters for the European Parliament speak multiple languages.
- Interpreters are expected to interpret, and therefore be fluent, in any language they speak.

Did you know?

- In the United Nations, which meets in New York, job requirements state that one must be fluent in an official language of the United Nations.
- The official languages are English, French, Russian, and Spanish.
- Interpreters must also be able to understand spoken language and speak two other languages of the United Nations.

Did you know?

- According to Joseph Mazza, the Chief of the Translation Division in the Office of Language Services at the U.S. Department of State, if you want to translate, it is recommended that you have five years of translation experience before you apply and that you practice with documents on their website.
- *One exception to this recommendation: it is easier to find a job if your language is not well-represented.*



When interpreting, you need to know both languages fluently. Spend time in another country and/or major in the language at university to get you there. **You do not have to be a native!**

Great question!

How do I become an interpreter or translator?

There are many programs out there, but only a few are high-quality and accredited programs. Put a lot of research into whatever you consider.

Check out universities that offer a Bachelor's or Master's degree in Translation and Interpreting. Some universities may offer a specialization in one of the two areas.

Contact someone at the national association level for a list of universities that offer translation and interpreting.

What is NAJIT?

NAJIT stands for the National Association of Judiciary Interpreters and Translators.

It is a non-profit association with the goal of training judiciary interpreters.

This is a great way to not only network and meet new interpreters, but to find out the latest trends in interpreting tools, methods, and jobs.

What is the ATA?

ATA stands for the
American Translators Association.

It is a non-profit association with the goal of training both translators and interpreters. It also provides school outreach to K-12 schools throughout the world.

The ATA also has a goal of educating businesses about what interpreters and translators do and do not do. They advocate for the rights of interpreters and translators.

What is the NTA?

NTA stands for the
National Translator Association.

It is a non-profit association with the goal of training both translators and interpreters.

All associations hold three- to four-day annual conventions where professionals can be trained on new methods and learn about tools that can help them work more efficiently.

I love languages, but how can I work in my language if I don't want to be an interpreter or translator?

Good news!

You do not have to be an interpreter or translator to work with languages.

The United States is so diverse that you increase your chances of getting a job and, later on, increasing your clientele, or how many people you serve, just by knowing a second language!

Think of it as extra insurance in your back pocket when you are looking for a job, because it makes you that much more competitive!



The translation and interpreting industry is booming. Even if you don't go into this industry, you can increase your profit in your career if you know another language.

Awesome!

OK. I now
have a plan.

But what do I
need to do in
high school to
get there?

First, always do your homework. Think of it as practice towards the exam at the end of the semester.

Second, when you do your homework, do it consciously. Don't just do it to finish it. Make sure you KNOW the concept. Study it like your life is depending on it.



How do I become fluent enough to be a professional?
Guess what? *You can start today!*

1

FIRST STEP TO FLUENCY

Study your vocabulary and quiz yourself.

Know it inside and out. Incorporate it into your notes for other classes, when possible. Bring it up when practicing speaking in your world language class—this will cement it to your memory!

Study your vocabulary and quiz yourself.

Create and maintain a vocabulary journal. Write the target and source language version of each word you learn. Feel free to write in slashes (//) how the word sounds, so you can practice at home.



2

SECOND STEP TO FLUENCY

Listen to your second language as much as possible.

Find online streaming radio stations—especially if they have talking broadcasts.

Listen to others who speak the target language and ask them a question, to show you heard what they said.

Listen to your second language as much as possible.

Find music artists you like and stream their music. Be sure to listen to the lyrical versions.

Watch movies in the target language. If you have to have subtitles, make them also in the target language.

3

THIRD STEP TO FLUENCY

Test your listening abilities.

Write down lyrics to songs you hear. Write whatever you know—big or small. Listen to the song over and over again to train your hearing.

Listen to the song as much as necessary.

Turn it up!

Test your listening abilities.

This will teach you to distinguish sounds and make out words by noticing the patterns.

Test your listening and writing abilities with movies and clips!



4

FOURTH STEP TO FLUENCY

Read, read, and then read some more!

This is the best way to pick up new vocabulary
and to cement old vocabulary.

Don't try to look up every single word! If you see
it many, many times and it is preventing your
overall understanding, then you can jot it down
and look up the meaning.

You will pick up words by recognizing patterns!

Read, read, and then read some more!

Read newspaper articles, comic strips, social media, you name it!

There is nothing as good as reading a great book in its original language, as the author had intended!

You can even find books that were translated from English into your target language. If that's what motivates you to start reading, go for it!

5

FIFTH STEP TO FLUENCY

Try to find a place to practice speaking.

Study abroad! Travel with your school in a group! Are there any native speakers in your area? If not, go online! There are both sites and apps where you can interact with natives.



Try to find a place to practice speaking.

Do NOT be afraid to make mistakes! That is the only way to learn! The person who listens will put it together and understand what you mean. *The only mistake is not even trying in the first place.*

So what are you waiting for?

THE WORLD IS YOUR OYSTER, *OSTRA*, *HUÎTRE*, OR
AUSTER!

Don't just take our word for it!

- *Watch interviews with language professionals at <http://www.leadwithlanguages.org/success-stories/professionals/>.*
- *Find out more reasons to learn a language and debunk any stereotype by reading <http://www.leadwithlanguages.org/busted-myths-and-misconceptions-about-language-learning/>.*

Bibliography

Catherine Caldwell-Harris, "How Knowing a Foreign Language Can Improve Your Decisions," *Scientific American*, July 3, 2012, <https://www.scientificamerican.com/article/foreign-language-improve-decisions/>.

Irias, Audrey. "Steps to Fluency." Personal interview. 26 Mar. 2017.

Mazza, Joseph. "U.S. Department of State Application Process." Personal interview. 5 Nov. 2014.

New American Economy, *Not Lost in Translation: The Growing Importance of Foreign Language Skills in the U.S. Job Market*, March 2017, p.2.

See: University of Haifa, "Bilinguals find it easier to learn a third language," *ScienceDaily*, February 1, 2011, www.sciencedaily.com/releases/2011/02/110201110915.htm

U.S. Census, 2009-2013 American Community Survey, "Detailed Languages Spoken at Home and Ability to Speak English for the Population 5 Years and Over: 2009-2013," <http://www.census.gov/data/tables/2013/demo/2009-2013-lang-tables.html>.

"Top Ten Reasons to Learn Languages." *Lead with Languages*. ACTFL, n.d. Web. 05 Apr. 2017. <<http://www.leadwithlanguages.org/top-ten-reasons-to-learn-languages/>>.

Viorica Marian, Ph.D., and Anthony Shook, "The Cognitive Benefits of Being Bilingual," The Dana Foundation, October 31, 2012, http://dana.org/Cerebrum/2012/The_Cognitive_Benefits_of_Being_Bilingual/.